

EPDM/TPO DISCOVERY GUIDE

How to determine the type of membrane covering your RV

Why do you need to know?

With the recent introduction of new TPO (thermoformed flexible plastic) roof materials to the RV industry, you have to be careful about the type of sealant you use when sealing your roof. While Dicor Lap Sealant can be used without concern on all EPDM (rubber) RV roofing, if your RV has TPO roofing and it was built after 2010, you may need to use the Dicor Ultra Sealant System instead to avoid disfiguration and bloating of the roofing that may result from using Lap Sealant.

So, the first thing you need to do if you have an RV manufactured during 2011 or later, is determine if your roofing is EPDM or TPO. Unfortunately, many RV manufacturers do not state the type of roofing material they use, so we feel it important to help you make an accurate determination as described below.

Method #1: Check out the vent opening

1. Go inside your RV and find a vent in the ceiling. (Fig. 1)
2. The vent has a trim piece (also known as a garnish or flange) that's usually attached with 4 screws.

Remove the screws and trim piece. (Fig. 2)

3. Most manufacturers wrap the roofing membrane around the inside of the vent opening and once the trim piece is removed you can see the roofing material. (Fig. 3)

Lift the membrane away from the ceiling/opening to see what the back of the membrane looks like. (Fig. 4)

If the membrane has a black backing it is EPDM, so you should use Dicor Lap Sealant for sealing the roofing.

If it is a solid color all the way through the membrane, or if it has a fleece backing, it is TPO. If your TPO has a fleece backing then Lap Sealant will probably be the right choice. But if your TPO does not have a fleece backing then Dicor Ultra Sealant System should be used.

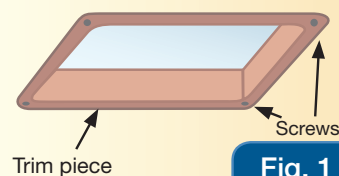
4. If the RV manufacturer did not wrap the roofing material around the vent opening and you cannot see it when removing the trim piece, please replace the trim piece and go to Method #2, on back page.

RUDY

Helping to enhance the RV experience through expert advice and direction.



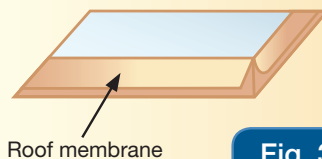
Roof vent, viewed from inside coach



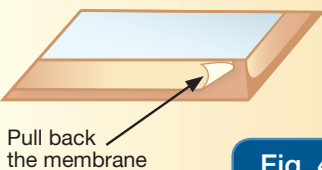
Remove screws



Trim piece removed



Trim piece removed



EPDM/TPO DISCOVERY GUIDE

Method #2: Lift up the side trim

(when you cannot see the membrane inside the roof vent opening)

1. Use a sturdy ladder to look at the side trim on your roof (also known as the termination bar) where the roofing material meets the outer edge of the roof. Do this at one of the rear corners of the roof. (Fig. 1)



Fig. 1

At the rear roof corner, remove 2 or 3 screws from the side trim and lift the trim out enough to get a good view of the roofing material underneath. Be careful not to bend or kink the trim strip. (Fig. 2)

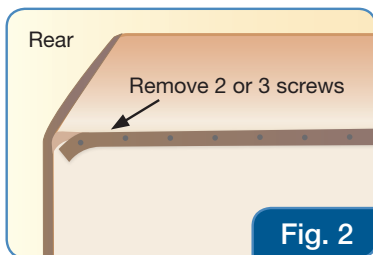


Fig. 2

2. With a little roofing membrane exposed under the trim strip, fold over the membrane to see its underside. (Fig. 3)

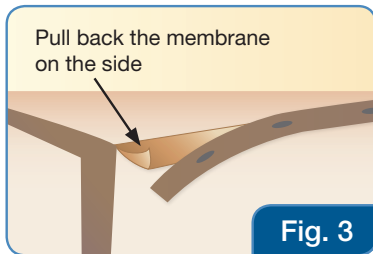


Fig. 3

If the membrane has a black backing it is EPDM, so you should use Dicor Lap Sealant for sealing the roofing.

If it is a solid color all the way through the membrane, or if it has a fleece backing, it is TPO. If your TPO has a fleece backing then Lap Sealant will probably be the right choice. But if your TPO does not have a fleece backing then Dicor Ultra Sealant System should be used.

3. When done, to help ensure a watertight seal you may need to replace the butyl tape on the exposed trim strip. Then push the trim strip back in place and replace the screws and screw cover.



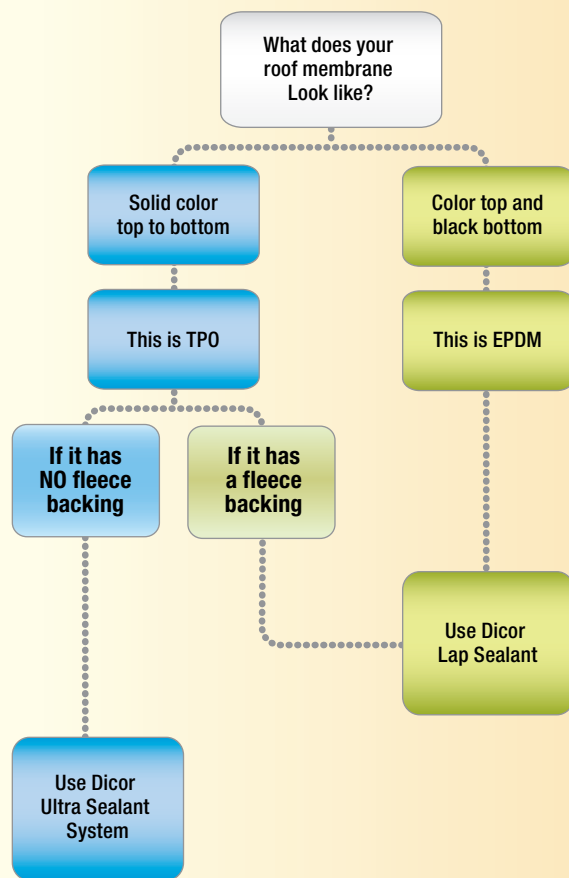
HELPFUL HINT:
"I like to keep a roll of butyl tape handy just in case I need it for projects like this."

RUDY is our RV care professional.
Visit Rudy's resources section on our web site at
www.dicorproducts.com/resources/care/

WHAT'S MY ROOF?

For the type of sealant to use with the different roofing materials please use our handy chart below.

SELECTING THE RIGHT DICOR SEALANT



dicor products
a dicor company

The Dicor Corporation is proud to offer many innovative and trusted products to the RV community. Our family of brands include Dicor Products, Seal Design, United Shade and Vixen Composites.

at the cor of everything you do.™

800-837-2059 • www.dicor.com